

# 下载ZEN软件



## How to download the ZEN software



# 打开蔡司中国主页“zeiss.com.cn”，选择“研究微观和纳米结构”



Seeing beyond

[联系我们](#) [中国](#) [搜索](#)

[蔡司中国](#) [产品与服务](#) [创新及科技](#) [关于我们](#) [新闻中心](#) [人才招聘](#)



**诊断与治疗**

医疗技术



**研究微观和纳米结构**

显微技术



**看得更清楚**

视力保健



**确保工业质量优越**

工业测量技术

光谱学



**赋能芯片制造商**

半导体制造技术



**摄影和摄像**

相机和电影镜头

**蔡司——全球光学和光电子领域的先锋科技企业。**

蔡司集团推出的解决方案让光学世界不断前进，并推动了科技的进步。怀揣不懈追求超凡的极大热情，我们为客户创造价值，并激发世界以全新的方式进行视觉体验。

[蔡司概览](#)

## 量身定制只为您——蔡司OEM

节省您宝贵的研发时间与成本

为您的产品定制服务



### 蔡司显微镜事业部



#### 产品

显微系统、图像分析软件、照相系统、光源及配件

> 查看蔡司全部产品



#### 客户中心

体验先进的显微成像产品，提高显微成像技巧，抑或分享经验和想法

> 访问蔡司显微镜客户中心



#### 蔡司云课堂

注册后，您将可在线观看课程视频并了解

- ✓ 显微镜设计与应用介绍
  - ✓ 样品制备、拍摄技巧等显微相关知识
  - ✓ 显微镜日常保养及维护知识
- > 注册观看视频

### 新闻、活动、培训课程 & 专题研讨

#### 新闻

小聚听你说 | 蔡司意见信箱新鲜上线，等你来信!

无论是产品期望，亦或是任何对蔡司的想法和建议，统统都可以转达我们为您准备的意见信箱

#### 量身定制，只为您——蔡司OEM

在显微镜领域内凭借技术与丰富经验将为您量身定制产品及解决方案，提供定制化服务，可以根据需求为您量身打造解决方案

#### 蔡司收购arivis AG的大部分股权

将通过卡塞尔研究中心大数据图像软件专业技术，进一步扩展研究级显微镜的成像解决方案

#### 蔡司推出全新Lattice Light Sheet显微层光显微镜

对活细胞实现无损、高通、实时多维成像

> 阅读全部

#### 近期活动

很抱歉，无法按您的要求找到相应的活动及展览会

> 阅读全部

#### 培训课程 & 专题研讨

> 访问我们的培训教育中心

### 探究蔡司显微镜



#### 下载

驱动程序软件和修补程序

> 更多信息

# 在新打开页面选择“下载”



# Sign in

Sign in

ZEISS Employee

Register Now

[Forgot Password](#)

[Legal Notice](#) | [Data Protection](#)

新弹出界面选择“**Register Now**”进行注册



## 注册您的账户

- 1. 登录数据
- 2. 其他详情
- 3. 后续步骤

要访问蔡司门户网站，您需要一个蔡司账户。

为了让您访问个性化内容，我们必须了解您的基本登录详细信息。在后续步骤中，我们想知道如何与您联系。

### 个人数据

先生  女士  不适用

名字

姓氏

### 账户数据

电子邮件

密码

[生成密码](#)


[已经注册?](#) [下一步](#)

## 根据注册要求填写信息



# 注册结束后注意查看注册邮箱会收到邮件，点击“verify e-mail”

Registration successful

 ZEISS ID Team 2021-01-04 16:43  
发至 我

    [详情](#)

## Registration successful

De: 

Congratulations! Your account has been successfully activated.  
[Terms of use and data protection notices](#) can be called up and printed out at any time.

To activate your personal account for your ZEISS Portal, click on the following link: [verify e-mail](#)

We recommend that you activate your account within 3 days of receiving this email to avoid account expiration and termination of related services.

This e-mail was sent from an automated e-mail account - please do not reply directly to this e-mail account.

Yours sincerely,

**ZEISS Portal Team**

亲爱的先生 Lu,

## 欢迎来到蔡司门户网站。



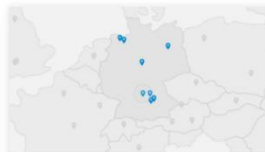
## Download Center

Download suitable software full versions, updates or additional documentation and receive info on upcoming software releases.

[Go to Download Center](#)


## 技术服务

**i** This function requires a verification of your organisation by ZEISS personnel. This process can take several days. We kindly ask for your understanding.

[创建请求](#)


## 蔡司质量卓越中心查询工具

查找离您所在地最近的蔡司质量卓越中心 (QEC), 获取有关测量服务的信息, 并直接获得对您的测量任务的支持。

[查找蔡司QEC](#)


## APEER

您的显微镜可用于特定研究, 加入APEER社区, 并根据您的需求定制您的工作流程。这是一个用于图像处理和数据分析的数字化显微镜新平台。

[前往APEER](#)


## 显微镜商店

在我们的显微镜在线商店, 您将找到适合您应用的蔡司显微镜和配件。

[前往商店](#)


## 服务与支持

您可以通过以下任一渠道联系我们的专业客户服务团队:

## Microscopy

+86 10 8517 4188  
[info.microscopy.cn@zeiss.com](mailto:info.microscopy.cn@zeiss.com)



## Academy Microscopy

Never stop learning. Integrate learning into your daily work. Explore our library of Learning Courses and Tutorials to select the microscopy content that best fits your needs.

[Go to the videos section](#)

## Microscopy Tweets

@MCSLtd3 · 01/04  
 The Perfect (Edge)  
 Christmas pud The MC...

@ZEISS\_Group · 01/01  
 All of us had an  
 extraordinary year We...

@zeiss\_micro · 12/29  
 Want an overview of all  
 Materials Science...

@geosoc · 12/23  
 Calling all Earth Science  
 PhDstudents! We've g...

@zeiss\_micro · 12/23

## Microscopy Blog

2020/12/3  
 Improving the Design of  
 Anode Materials in...

2020/11/24  
 Microscopy at the MRC-  
 University of Glasgow...

2020/11/12  
 For the Love of Urinalysis

2020/11/2  
 Structuring  
 Semiconductor Materi...

2020/10/16  
 New Product Features

# 再次登录进入后选择“Download Center”



# Download Center

Field of Work  
Microscopy

Search for software name, version or file type...

Search examples: "ZEN core 3.0 full version", "LSM 700", "Axiovision hotfix"...

选择 “Microscopy ”  
再选择“ZEISS Microscopy Installer”

Manage Notifications

## ZEISS Microscopy Software



### ZEISS Microscopy Installer

Latest version: 1.6

Tool for installation and maintenance of ZEISS Microscopy Software products (ZEN blue, ZEN core and ZEN Data Storage)

[Show all files](#)



### ZEN / ZEN lite

Latest version: 3.7

Digital Imaging Suite for light and confocal microscopy

[Show all files](#)



### ZEN core / ZEN starter

Latest version: 3.5

The most comprehensive suite of imaging, segmentation, analysis, and data connectivity tools for multi-modal microscopy.

[Show all files](#)



### ZEN Data Storage

Latest version: 22.30

Central data management in networked laboratory environments

[Show all files](#)



### Labscope

Latest version: 4.0.2 - for Android

Imaging software for digital classroom and routine microscopy

[Show all files](#)



### Smartzoom

Latest version: 1.4

Here you can find our latest software updates for Smartzoom 5

[Show all files](#)



### Confomap

Latest version: 9.2

Confomap® is a software for the display and analysis of surfaces for confocal microscopes and light microscopes used in topographic...

[Show all files](#)



### SmartSEM Touch

Latest version: 2.03

Your Software Solution for SEM, FE-SEM and FIB-SEM

[Show all files](#)



### SmartSEM

Latest version: 7.00

Your Software Solution for SEM, FE-SEM and FIB-SEM

[Show all files](#)



## ZEISS Microscopy Installer

OS Compatibility: Microsoft Windows 10 x64 Professional or Enterprise  
Released: 2022/12/1  
Size: 93.5 MB

### Release Highlights

ZEISS Microscopy Installer allows you to install, uninstall, and update ZEISS Microscopy software products directly from the cloud.

For more information, read the [Release Notes](#) and the [Software Manual](#).

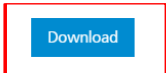
The Installer supports the following products (including components, such as MTB2011, Python, Word Add-In):

- ZEN blue 3.4 (and higher)

[Read More](#)

### Important Notes

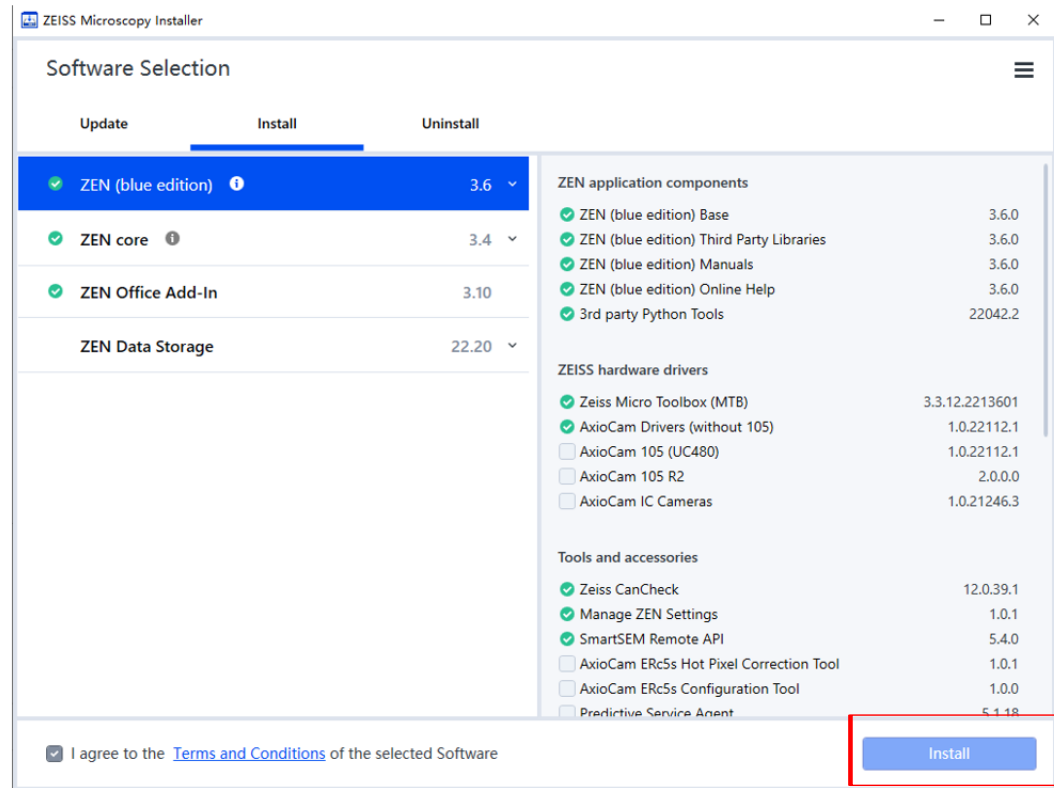
- Make sure that you have licensed the selected software product before installing it with the ZEISS Microscopy Installer. The Installer will allow you to install any software and software version, even those that you have not licensed. These products will then not function without the corresponding license.
- Do not upgrade a software product to a higher software version if you have no valid license. Installing an unlicensed version of the software might render your microscopy system or workstation nonfunctional. Please contact ZEISS Service, if you're not sure.



点击“Download”进行下载。



ZEISS Microscopy Installer



选择ZEN blue edition, 右侧默认选择, 点击Install等待软件安装即可



## ZEISS Microscopy Installer

OS Compatibility: Microsoft Windows 10 x64 Professional or Enterprise  
Released: 2022/12/1  
Size: 93.5 MB

### Release Highlights

ZEISS Microscopy Installer allows you to install, uninstall, and update ZEISS Microscopy software products directly from the cloud.

For more information, read the [Release Notes](#) and the [Software Manual](#).

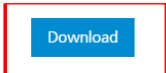
The Installer supports the following products (including components, such as MTB2011, Python, Word Add-In):

- ZEN blue 3.4 (and higher)

[Read More](#)

### Important Notes

- Make sure that you have licensed the selected software product before installing it with the ZEISS Microscopy Installer. The Installer will allow you to install any software and software version, even those that you have not licensed. These products will then not function without the corresponding license.
- Do not upgrade a software product to a higher software version if you have no valid license. Installing an unlicensed version of the software might render your microscopy system or workstation nonfunctional. Please contact ZEISS Service, if you're not sure.



点击“**Download**”进行下载。

# 我们真诚期待听到您的声音！

 **关注蔡司空中教室，了解更多信息**

扫描下方二维码，完成注册，您可学习并了解显微镜使用技巧，创新显微技术知识和应用案例。

